

**DEEPSEA**  
Power & Light®



# LED Multi-SeaLite® Matrix®

Direct Replacement of a Deep Multi SeaLite.



## FEATURES

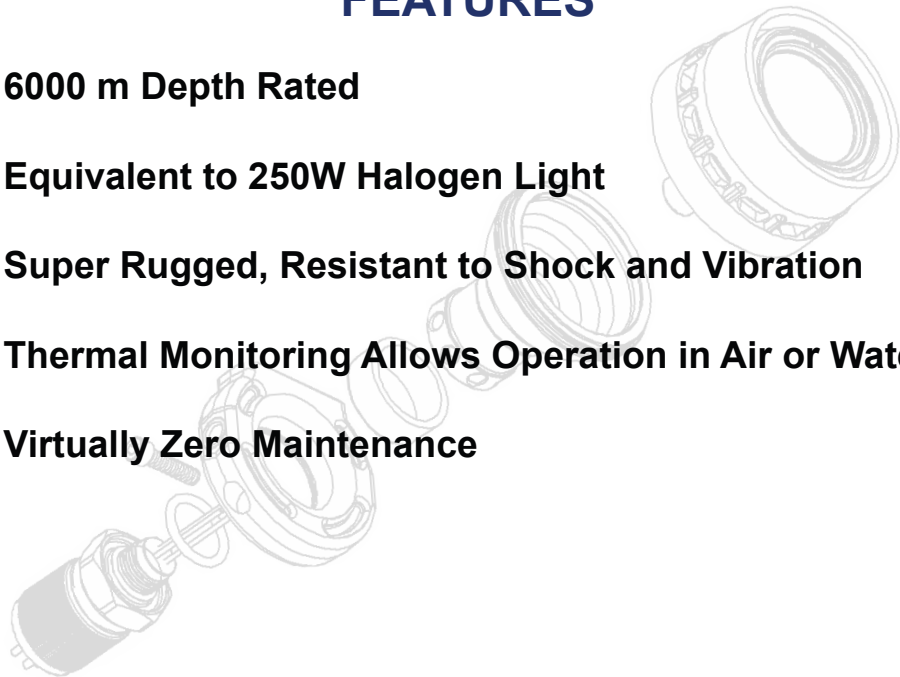
**6000 m Depth Rated**

**Equivalent to 250W Halogen Light**

**Super Rugged, Resistant to Shock and Vibration**

**Thermal Monitoring Allows Operation in Air or Water**

**Virtually Zero Maintenance**



T: (858) 576-1261  
F: (858) 576-0219

4033 Ruffin Road  
San Diego, CA  
92123- 1817 USA

[www.deepsea.com](http://www.deepsea.com)  
[sales@deepsea.com](mailto:sales@deepsea.com)



# LED Multi-SeaLite® Matrix®

Mechanical Specifications	
Body Material	Hard Anodized Aluminum (6061)
Window Material	Acrylic
Mounts	High Strength Plastic Mounting Collar (standard) Stainless Steel Yoke Mounting Bracket (optional) Helmet Mounting Bracket (optional)
Air Weight	757 g (26.7 oz)
Water Weight	367 g (12.9 oz)
Implodible Volume	55cm <sup>3</sup> (3.4 in <sup>3</sup> )
Environmental Specifications	
Depth Rating	6,000 m (20,000 ft)
Test Pressure	10,000 psi
Crush Depth	9,700 m (31,000 ft)
Operation Temp.	-10° C to 40° C (14° F to 104° F)
Optical Specifications	
Color	White
Lumens in the Water	2600 Lumens Typical
Color Temp.	6900° K
Beam Pattern (FWHP)	Flood: 70°
Electrical Specifications	
Input	85 - 135V AC (100 - 180V DC) 185 -265V AC (200 -300V DC) 10 - 36V DC (0-5V DC Analog Dimming)
Current Draw	550mA @ 120V AC
True Power	44W
Power Factor	0.66
Dimming	0% - 100% via 0V-5V control loop on LVDC option only

## Standard Connectors



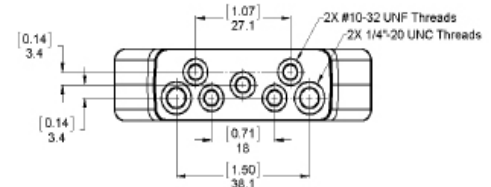

**BH3MP**  
**(High Voltage AC/DC)**  
1 = Hot (DC +)  
2 = Neutral (DC -)  
3 = Chassis



**BH5MP**  
**(Low Voltage DC)**  
1 = Pos  
2 = Neg  
3 = Chassis  
4 = Not Used  
5 = 0-5V DC Analog Control

\*Other connectors and pin-out options are available upon request.

## Dimensions



4033 Ruffin Road  
San Diego, CA  
92123-1817 USA

www.deepsea.com  
sales@deepsea.com



T: (858) 576-1261  
F: (858) 576-0219